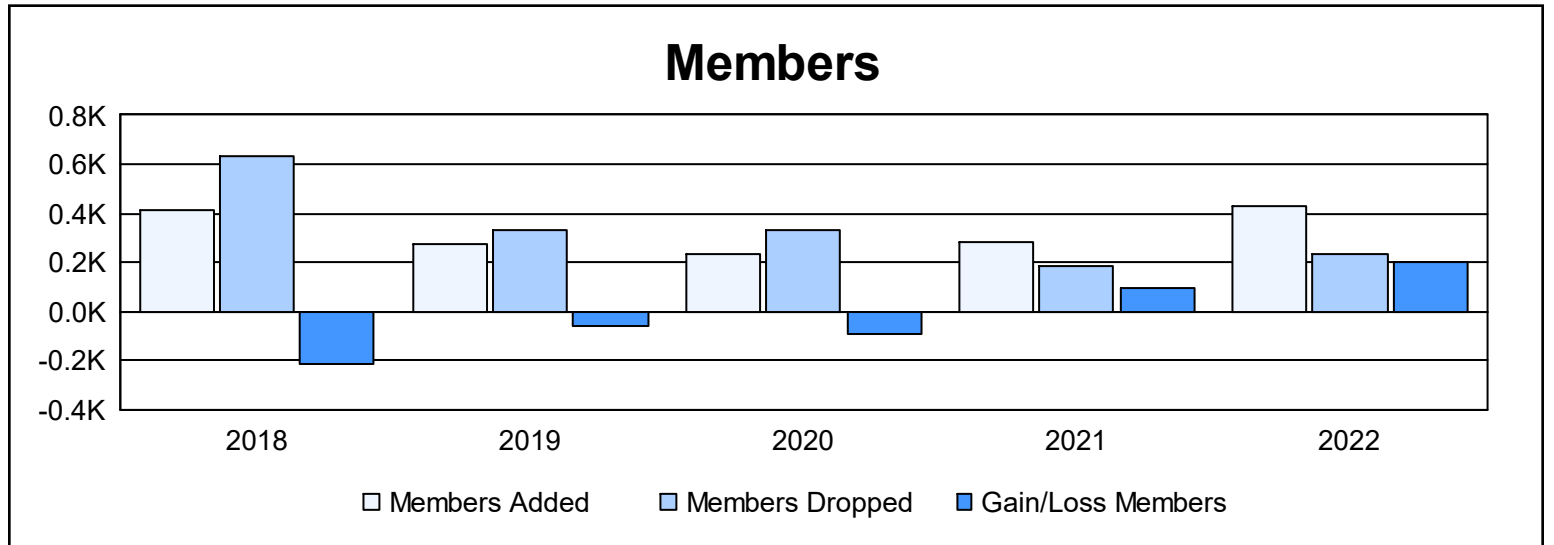
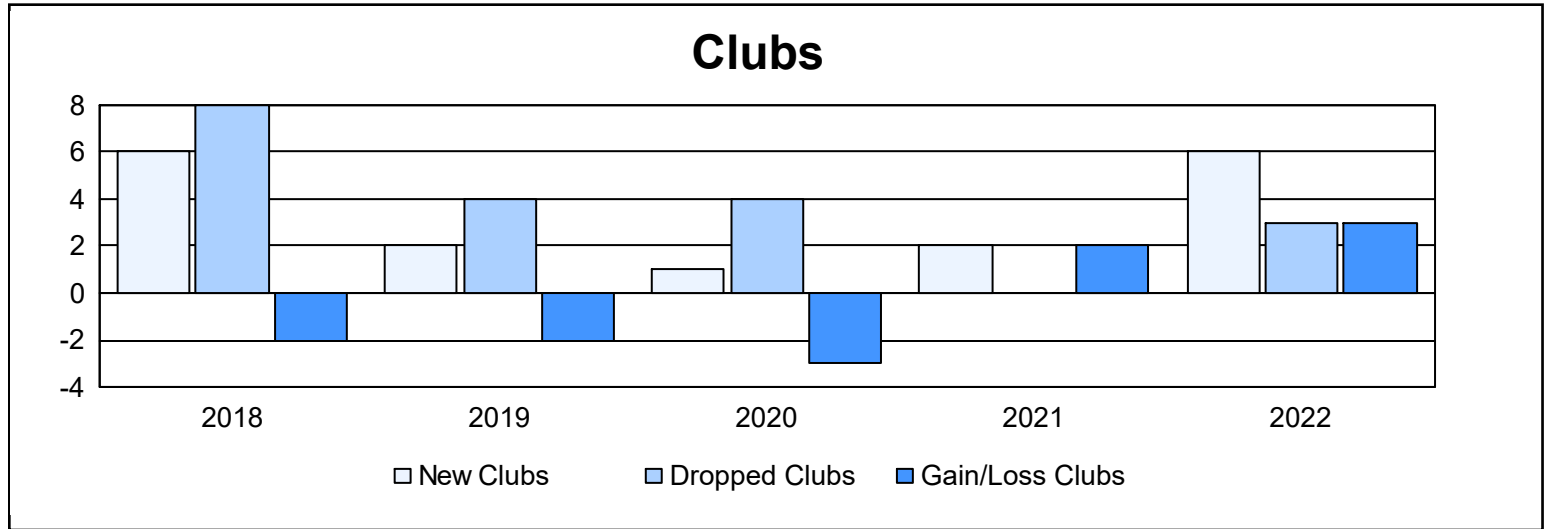
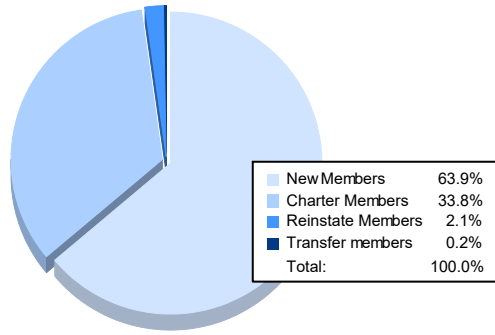


| Year | New Clubs | Dropped Clubs | Gain/ Loss Clubs | New Members | Charter Members | Reinstate Members | Transfer Members | Total Member Added | Total Members Dropped | Gain/ Loss Members |
|----------------|-----------|---------------|------------------|-------------|-----------------|-------------------|------------------|--------------------|-----------------------|--------------------|
| 2017-2018 | 6 | 8 | -2 | 180 | 162 | 59 | 14 | 415 | 633 | -218 |
| 2018-2019 | 2 | 4 | -2 | 112 | 90 | 59 | 14 | 275 | 335 | -60 |
| 2019-2020 | 1 | 4 | -3 | 162 | 43 | 23 | 7 | 235 | 331 | -96 |
| 2020-2021 | 2 | 0 | 2 | 194 | 50 | 25 | 11 | 280 | 182 | 98 |
| 2021-2022 | 6 | 3 | 3 | 274 | 145 | 9 | 1 | 429 | 230 | 199 |
| Average | 3 | 4 | 0 | 184 | 98 | 35 | 9 | 327 | 342 | -15 |



Membership Composition June 2022 Cumulative



Gender Composition June 2022 Cumulative

